

Welcome back to the last blog post for this year. In this post, we will give you an overview over what we did this semester. If you're interested in our midterm presentation, you can have a look at it here: [Presentation](#). You can also find the handout for the presentation here: [Handout](#).

Now, we are going to summarize all important links:

**General:**

- [GitHub Repository](#)
- [Documentation](#)

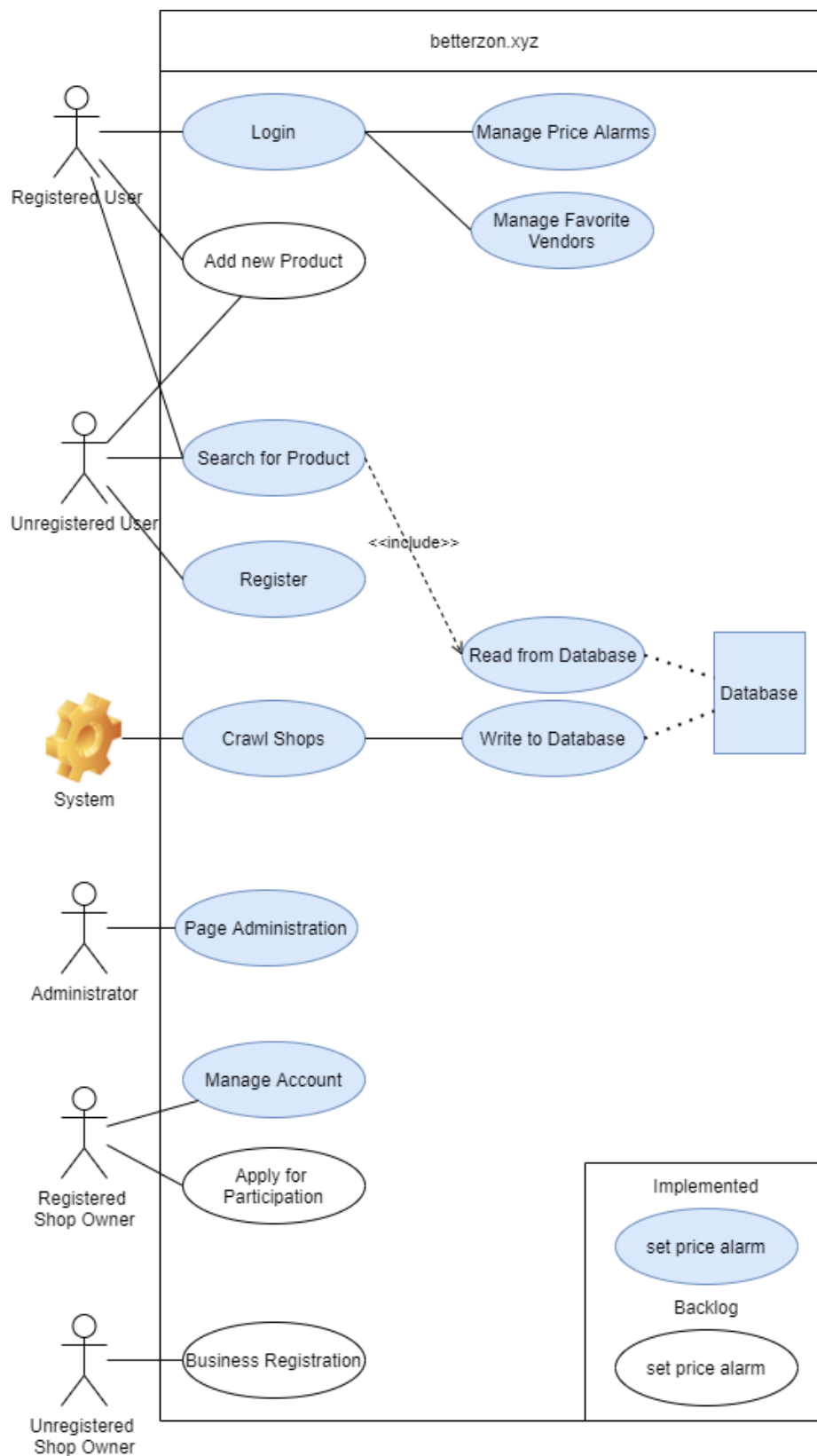
**Use Cases:**

- [Search for Product](#)
- [Price Alarm List](#)
- [Web Crawler](#)
- [Manage Vendor Shop](#)
- [Favorite Shop List](#)

**Important Documents:**

- [Software Requirements Specification](#)
- [Software Architecture Document](#)

**Use Case Overview:**



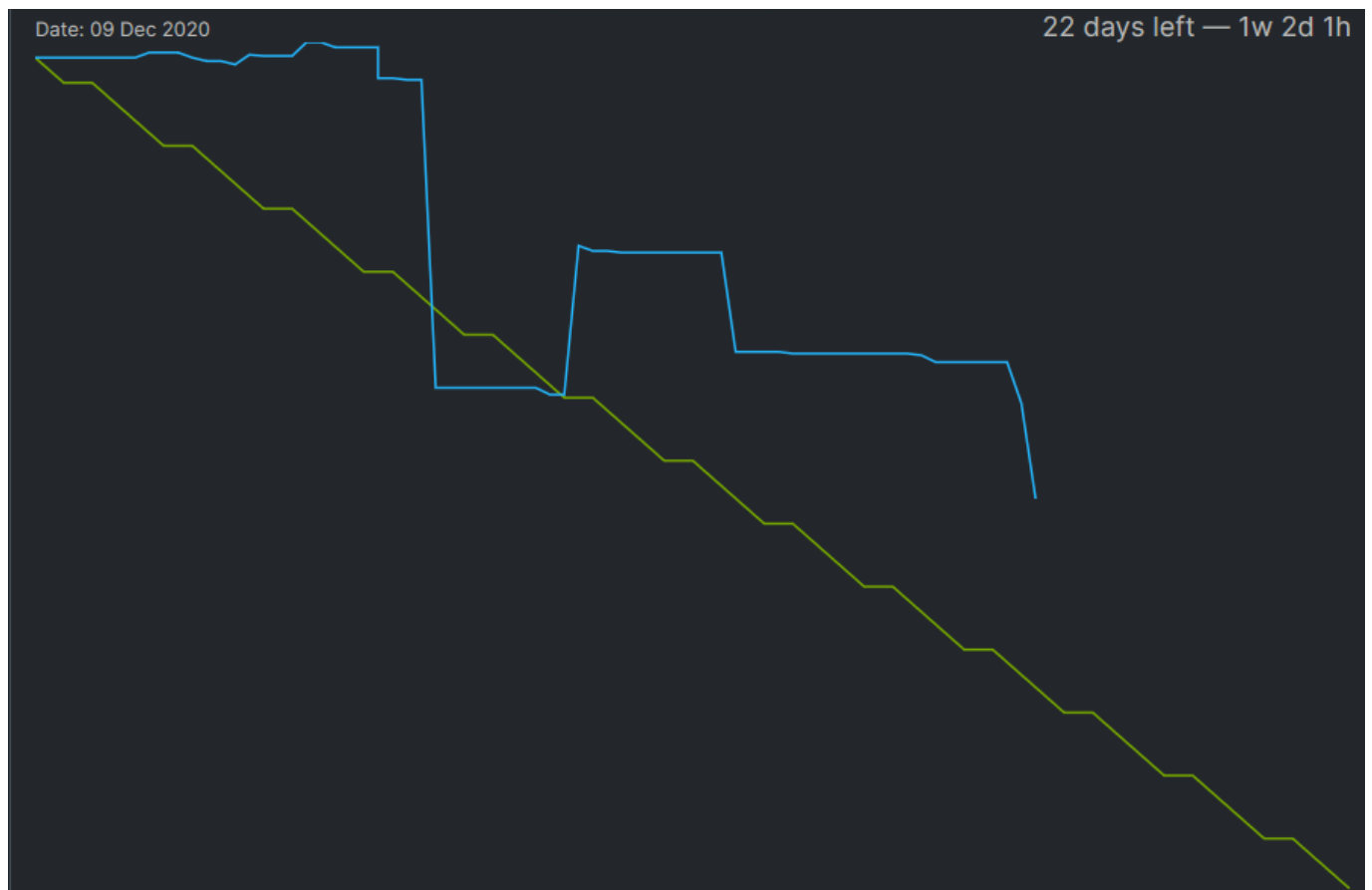
## Use Case Overview

Also, in case you have missed anything, here are the links to all of our previous blog posts:

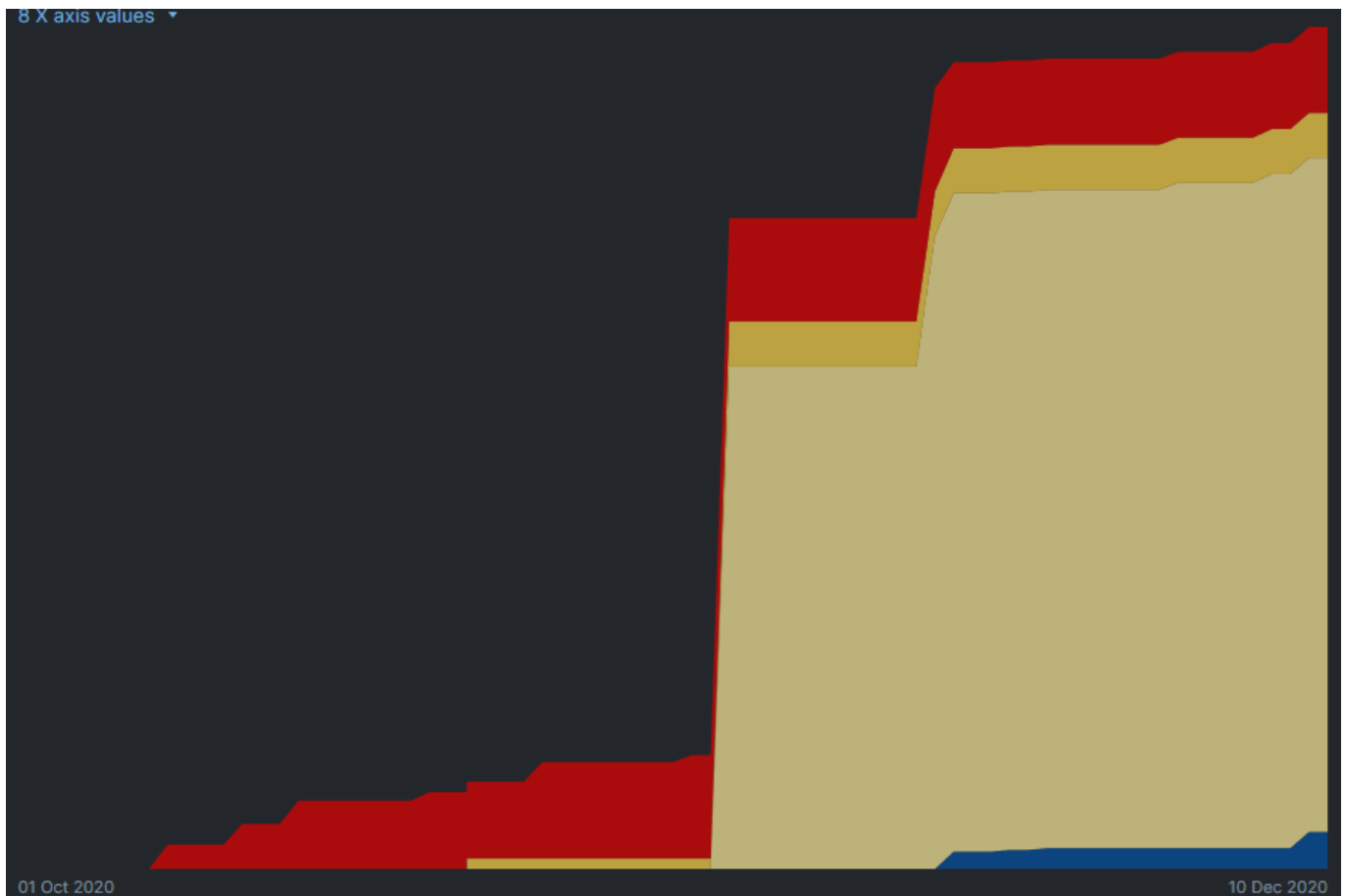
- [\*\*#01: Hello World.\*\*](#)
- [\*\*#02: Roles and Technology.\*\*](#)
- [\*\*#03: SRS and UCD.\*\*](#)
- [\*\*#04: Mockups and Activity Diagrams.\*\*](#)
- [\*\*#05: Testing with Cucumber.\*\*](#)
- [\*\*#06: Scrum.\*\*](#)
- [\*\*#07: Diagrams.\*\*](#)
- [\*\*#08: Retrospective.\*\*](#)
- [\*\*#09: Architecture.\*\*](#)

These also include all important links, e.g. to our .feature files. Last but not least, we are also going to quickly show you or project from a project management perspective with the help of our management tool, YouTrack:

- [Agile Development Board](#)
- [Dashboard](#) that contains the Burndown Chart and the Cumulative Flow Chart



Burndown Chart



Cumulative Flow Chart

So, that's it for this year. We hope that all of you have a great time, despite the fact that christmas is going to be very different this year due to Covid-19. We try to make the best out of it and get some time to relax before we start off in the new (hopefully better) year. Have a great christmas and a happy new year,

The Betterzon Team